


# Eclipse ThermJet Burners

Model TJ0100

Data sheet Edition 9.14

Version 2

Parameter	Burner Velocity		Model TJ0100
<b>Maximum Input, Btu/h (kW)<sup>1</sup></b>	Medium & High Velocity		1,000,000 (264)
<b>Minimum Input, Btu/h (kW)<sup>1</sup></b> <i>For lower inputs, contact Eclipse, Inc.</i>	Medium & High Velocity		100,000 (26)
<b>Minimum Input Fixed Air, Btu/h (kW)<sup>1</sup></b>	Medium & High Velocity		20,000 (5)
<b>Main Gas Inlet Pressure, "w.c. (mbar)</b> <i>Fuel pressure at gas inlet Tap B (see page 3)</i>	High Velocity	Natural Gas	12.5 (31.0)
		Propane	13.5 (34.0)
		Butane	14.5 (36.0)
	Medium Velocity	Natural Gas	5.5 (14.0)
		Propane	8.0 (20.0)
		Butane	7.5 (19.0)
<b>Air Inlet Pressure, "w.c. (mbar)</b> <i>15% excess air at maximum input Tap A (see page 3)</i>	High Velocity	Natural Gas	16.5 (41.0)
		Propane	17.0 (43.0)
		Butane	17.0 (43.0)
	Medium Velocity	Natural Gas	9.0 (23.0)
		Propane	9.0 (23.0)
		Butane	9.0 (23.0)
<b>High Fire Visible Flame Length, inches (mm)</b> <i>Measured from the outlet end of the combustor</i>	High Velocity	Natural Gas	33 (835)
		Propane	34 (865)
		Butane	35 (890)
	Medium Velocity	Natural Gas	38 (965)
		Propane	37 (940)
		Butane	42 (1065)
<b>Approximate Flame Velocity, ft/s (m/s)</b> <i>Approximately 15% excess air at maximum input</i>	High Velocity		630 (192)
	Medium Velocity		310 (95)
<b>Maximum Combustion Air Temperature</b>	300°F (149°C). For higher temperatures use TJPCA (Datasheet 206).		
<b>Flame Detection</b>	Flame rods can be used with all combustors, any fuel listed below, and operating temperatures up to 2,200°F (1,204°C). UV scanners can be used with all combustors, any fuel listed below, and up to the maximum operating temperature.		
<b>Fuels<sup>2</sup></b> <i>For any other mixed gas, contact Eclipse, Inc.</i>	Natural gas, Propane or Butane		
<b>Approvals</b>	 AN30		

1. All imperial inputs based upon gross calorific values (HHV). All metric inputs based upon net calorific values (LHV).

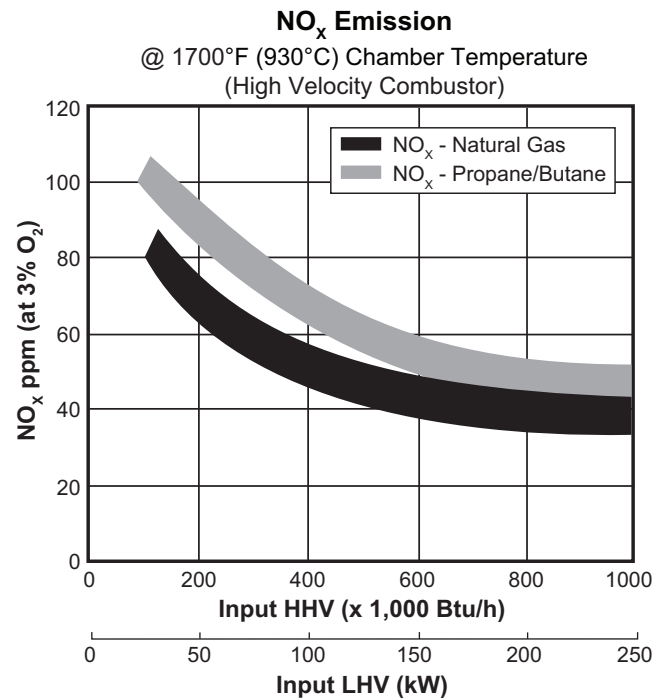
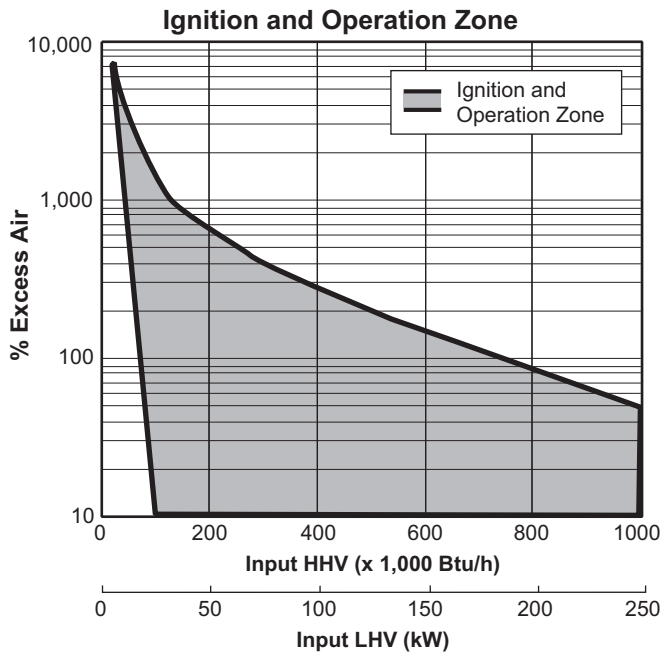
2. See Design Guide 205 for more information about typical fuel composition and properties.

- All information is based on laboratory testing in neutral (0 "w.c., 0 mbar) pressure chamber. Different chamber conditions may affect the data.
- All information is based on standard combustor design. Changes in combustor will alter performance and pressures.
- All inputs based upon standard conditions; 1 atmosphere, 70°F (21°C).
- Eclipse reserves the right to change the construction and/or configuration of our products at any time without being obliged to adjust earlier supplies accordingly.
- Plumbing of air and gas will affect accuracy of orifice readings. All information is based on generally acceptable air and gas piping practices.



**elster**  
Thermal Solutions

## Performance Graphs

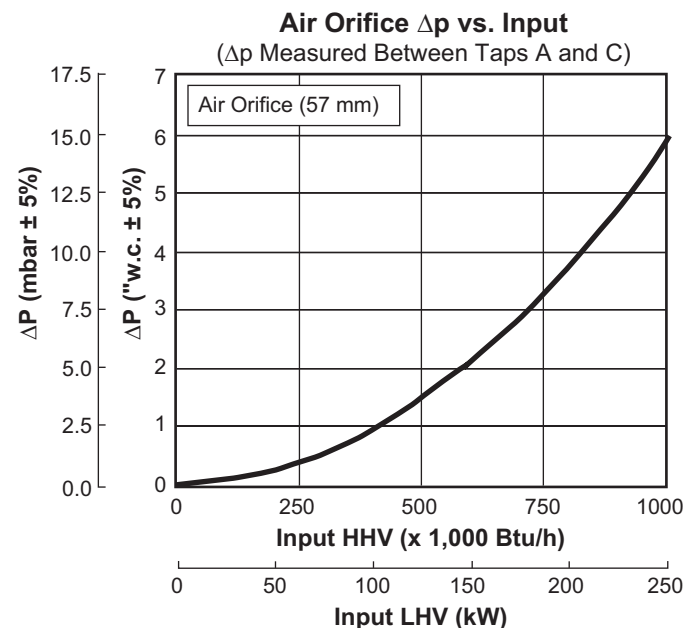
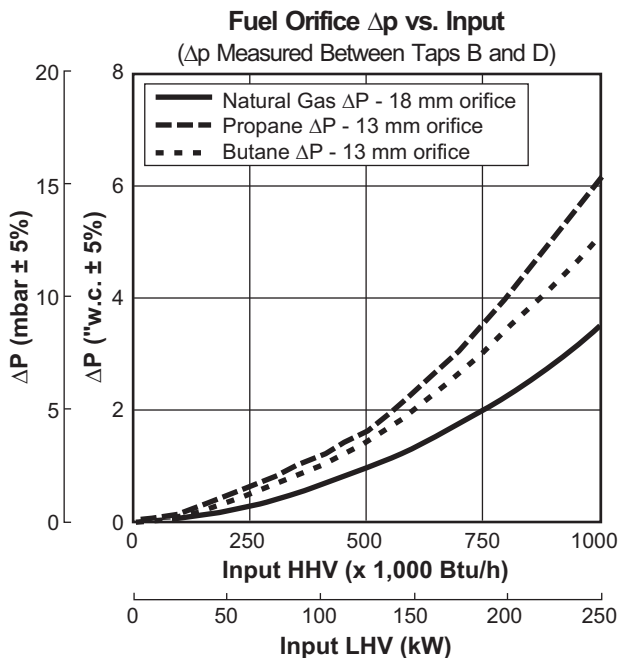


Emissions correction factor for medium velocity combustor is 1.20. Emissions data based on, on-ratio control firing at 15% excess air corrected to 3% O<sub>2</sub>.

Emissions from the burner are influenced by:

- Fuel type
- Combustion air temperature
- Firing rate
- Chamber conditions
- Percent of excess air

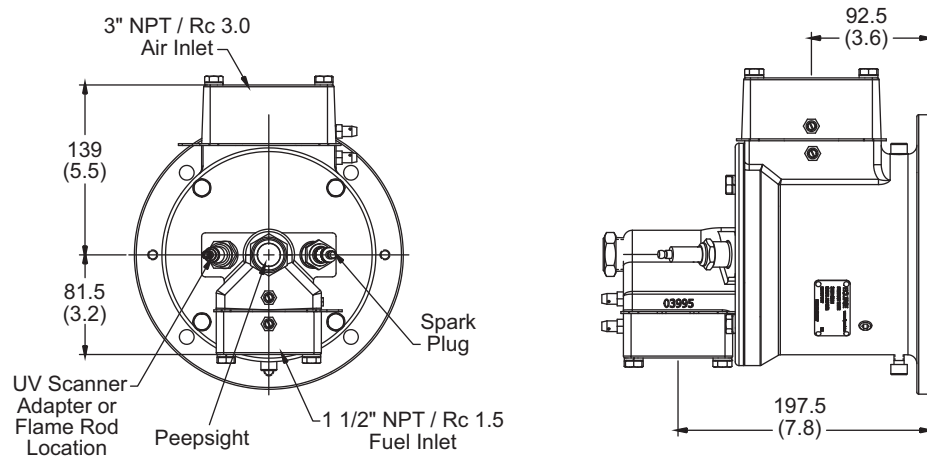
For estimates of other emissions, contact Eclipse.



## Dimensions and Specifications

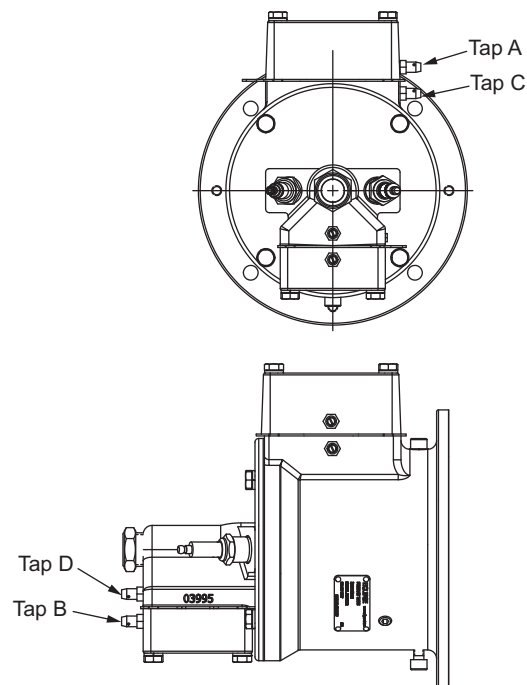
Dimensions in mm (inches)

### Burner Housing



**Burner weight less combustor: 42 lbs (19 kg)**

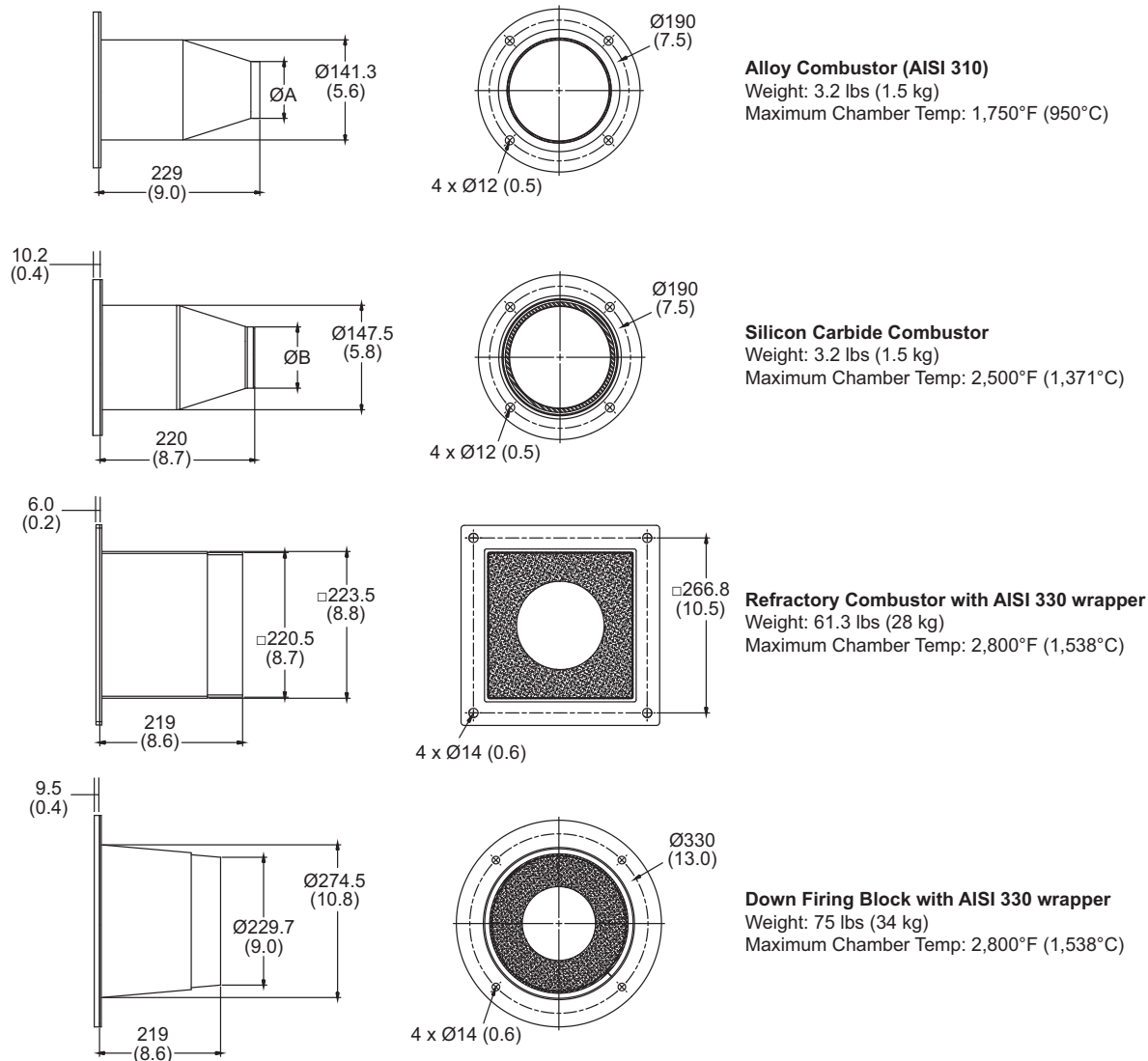
### Tap Locations



## Dimensions and Specifications

### Dimensions in mm (inches)

#### Combustors



Dimension	High Velocity	Medium Velocity
ØA	Ø57.8 (2.3)	Ø80.2 (3.2)
ØB	Ø64 (2.5)	Ø86.5 (3.4)